

## INFLUENZA IN MANITOBA – 2008/2009 SEASON

### Report on Cases reported up to 4:00 PM, May 23<sup>rd</sup>, 2009

The following report details influenza activity in Manitoba from the start of the 2008/2009 flu season, which runs from July 1, 2008 to June 30, 2009. The public health disease surveillance system of Manitoba Health and Healthy Living received its first laboratory-confirmed positive case of influenza for the season during Week 2 of 2009, January 11 to January 17, 2009. To date this season, there have been 97 laboratory-confirmed cases of Influenza A and 37 lab-confirmed cases of Influenza B in the province.

#### LABORATORY-CONFIRMED INFLUENZA

- Reports from Cadham Provincial Laboratory (CPL) are forwarded to the public health disease surveillance system of Manitoba Health and Healthy Living weekly.
- The number of positive cultures is an underestimate of the total number of cases, since not all persons with influenza seek medical attention, and of those that do, not all are cultured for the virus.
- Information contained within this update is based on positive lab reports (with specimen dates on or before May 23<sup>rd</sup>, 2009). The date the laboratory specimen is taken is used to assign cases to the appropriate week/month.

#### INFLUENZA A

- There have been ninety-seven cases of Influenza A reported this season in Manitoba.
- Six of these cases are confirmed cases of novel H1N1 Influenza A. Further information related to this specific disease can be found at the following website: <http://www.gov.mb.ca/health/publichealth/sri/index.html>
- Refer to Table 1 for a summary of cases by Regional Health Authority (RHA) and week of specimen collection and Table 2 for a summary of cases by age group.
- Refer to Figure 1 for an illustration of the number of laboratory-confirmed cases by month and year in Manitoba, 2003/2004 to 2008/2009 and Figure 3 for an illustration of the influenza-like illness (ILI) rate as it relates to the number of laboratory-confirmed cases of influenza.

#### INFLUENZA B

- There have been thirty-seven cases of Influenza B reported this season in Manitoba.
- Refer to Table 1 for a summary of cases by Regional Health Authority (RHA) and week of specimen collection and Table 2 for a summary of cases by age group.
- Refer to Figure 2 for an illustration of the number of laboratory-confirmed cases by month and year in Manitoba, 2003/2004 to 2008/2009 and Figure 3 for an illustration of the ILI rate as it relates to the number of laboratory-confirmed cases of influenza.

#### REPORTS OF INFLUENZA-LIKE ILLNESS OUTBREAKS

- ILI outbreaks are defined as:

Schools and work sites: *greater than 10% absenteeism on any day most likely due to ILI*

Residential institutions: *two or more cases of ILI within a seven-day period, including at least one laboratory confirmed case.*

- These outbreaks of influenza must be accompanied by a positive influenza lab report to be counted. The outbreak-related cases reflected on tables and figures within this report are lab confirmed. Most outbreak-related cases are not lab confirmed.
- As of May 23<sup>rd</sup>, 2009, thirteen regional outbreaks of lab confirmed Influenza A have been reported to the public health disease surveillance system for the 2008-2009 season (11 residential institutions in WRHA, 1 school in N. Eastman, & 1 school in Parkland). There have been no reported Influenza B outbreaks.

## OUTBREAK-RELATED INFLUENZA DEATHS

- There have been no confirmed outbreak-related influenza deaths reported this season.

## NATIONAL FLUWATCH PROGRAM

- For the 2008/2009 season, influenza-like illness (ILI) in the general population is defined as: *Acute onset of respiratory illness with fever and cough and with one or more of the following - sore throat, arthralgia, myalgia, or prostration which could be due to influenza virus. In children under 5, gastrointestinal symptoms may also be present. In patients under 5 or 65 and older, fever may not be prominent.*
- The sentinel physicians per capita ratio can influence the total influenza cases reported for that RHA.

Table 1: Reported Cases of Influenza A and B by RHA and Week of Specimen Collection, Manitoba 2008/2009

### Influenza A - Number of Cases by RHA (based on specimen collection date)

RHA	28/12 - 03/01	04/01 - 10/01	11/01 - 17/01	18/01 - 24/01	25/01 - 31/01	01/02 - 07/02	08/02 - 14/02	15/02 - 21/02	22/02 - 28/02	01/03 - 07/03	08/03 - 14/03	15/03 - 21/03	22/03 - 28/03	29/03 - 04/04	05/04 - 11/04	12/04 - 18/04	19/04 - 25/04	26/04 - 02/05	03/05 - 09/05	10/05 - 16/05	17/05 - 23/05	TOTAL
Winnipeg	0	0	0	0	0	1	5	0	7	1	1	2	11	0	2	1	3	10	7	6	13	70
Brandon	0	0	0	0	0	0	0	0	0	0	0	0	0	0	0	0	0	1	3	0	1	5
North Eastman	0	0	0	0	1	0	0	0	0	0	0	0	0	0	0	0	0	0	0	0	0	1
South Eastman	0	0	0	0	0	0	0	0	0	0	2	1	0	0	0	0	0	0	0	1	0	4
Interlake	0	0	0	0	0	0	0	0	0	1	0	0	1	0	0	0	0	1	0	1	0	4
Central	0	0	0	0	0	0	0	0	0	0	0	0	0	0	0	0	0	0	2	1	0	3
Assiniboine	0	0	0	0	0	0	0	0	0	0	0	0	0	0	1	0	0	0	0	0	0	1
Parkland	0	0	0	0	0	0	0	0	0	1	0	0	0	0	0	0	0	0	0	0	0	1
Norman	0	0	0	0	0	0	1	0	0	0	0	0	0	0	0	0	0	0	0	0	3	4
Burntwood	0	0	0	0	0	0	0	0	0	0	0	1	2	0	0	0	0	0	0	0	1	4
Churchill	0	0	0	0	0	0	0	0	0	0	0	0	0	0	0	0	0	0	0	0	0	0
<b>MANITOBA</b>	<b>0</b>	<b>0</b>	<b>0</b>	<b>0</b>	<b>1</b>	<b>1</b>	<b>6</b>	<b>0</b>	<b>7</b>	<b>3</b>	<b>3</b>	<b>3</b>	<b>13</b>	<b>2</b>	<b>3</b>	<b>1</b>	<b>3</b>	<b>12</b>	<b>12</b>	<b>9</b>	<b>18</b>	<b>97</b>

### Influenza B - Number of Cases by RHA (based on specimen collection date)

RHA	28/12 - 03/01	04/01 - 10/01	11/01 - 17/01	18/01 - 24/01	25/01 - 31/01	01/02 - 07/02	08/02 - 14/02	15/02 - 21/02	22/02 - 28/02	01/03 - 07/03	08/03 - 14/03	15/03 - 21/03	22/03 - 28/03	29/03 - 04/04	05/04 - 11/04	05/04 - 11/04	19/04 - 25/04	26/04 - 02/05	03/05 - 09/05	10/05 - 16/05	17/05 - 23/05	TOTAL
Winnipeg	0	0	0	0	0	1	0	1	1	1	0	3	0	0	0	0	0	0	0	0	0	7
Brandon	0	0	0	0	0	0	0	0	0	0	0	0	0	0	0	0	0	0	0	0	0	0
North Eastman	0	0	0	0	0	1	0	1	0	1	0	0	0	0	0	0	0	0	0	0	0	3
South Eastman	0	0	0	0	0	0	0	0	0	0	1	0	0	0	0	0	0	0	0	0	0	1
Interlake	0	0	0	0	0	0	0	0	0	0	1	0	2	0	0	0	0	0	0	0	0	3
Central	1	0	0	0	1	0	0	0	5	2	3	0	0	2	0	0	0	1	0	0	0	15
Assiniboine	0	0	0	0	0	0	0	0	0	0	1	0	1	0	0	0	0	0	0	0	0	2
Parkland	0	0	0	0	0	0	0	0	1	0	0	0	0	0	0	0	0	0	0	0	0	1
Norman	0	0	0	0	0	0	0	0	0	0	0	0	0	0	0	0	0	0	0	0	0	0
Burntwood	0	0	0	0	0	0	0	0	0	0	2	0	2	0	0	0	0	0	0	0	0	4
Churchill	0	0	0	0	0	0	0	0	0	0	0	0	0	0	1	0	0	0	0	0	0	1
<b>MANITOBA</b>	<b>1</b>	<b>0</b>	<b>0</b>	<b>0</b>	<b>1</b>	<b>2</b>	<b>0</b>	<b>2</b>	<b>7</b>	<b>4</b>	<b>8</b>	<b>3</b>	<b>5</b>	<b>2</b>	<b>1</b>	<b>0</b>	<b>0</b>	<b>1</b>	<b>0</b>	<b>0</b>	<b>0</b>	<b>37</b>

Table 2: Reported Cases of Influenza A and B by Age Group, in Manitoba 2008/2009

Age Group	Influenza A		Influenza B	
	# of cases	% of total	# of cases	% of total
<2 yrs	4	4.1%	9	24.3%
2-4 yrs	10	10.3%	5	13.5%
5-9 yrs	6	6.2%	6	16.2%
10-14 yrs	6	6.2%	6	16.2%
15-19 yrs	6	6.2%	4	10.8%
20-24 yrs	4	4.1%	2	5.4%
25-29 yrs	5	5.2%	1	2.7%
30-39 yrs	9	9.3%	1	2.7%
40-49 yrs	8	8.2%	2	5.4%
50-59 yrs	6	6.2%	0	0.0%
60-69 yrs	2	2.1%	0	0.0%
70-79 yrs	5	5.2%	0	0.0%
>79 yrs	26	26.8%	1	2.7%
missing	0	0.0%	0	0.0%
<b>TOTAL</b>	<b>97</b>		<b>37</b>	

Figure 1: Laboratory-Confirmed Cases of Influenza A, 2002/2003-2008/2009

**Influenza A cases reported in Manitoba**

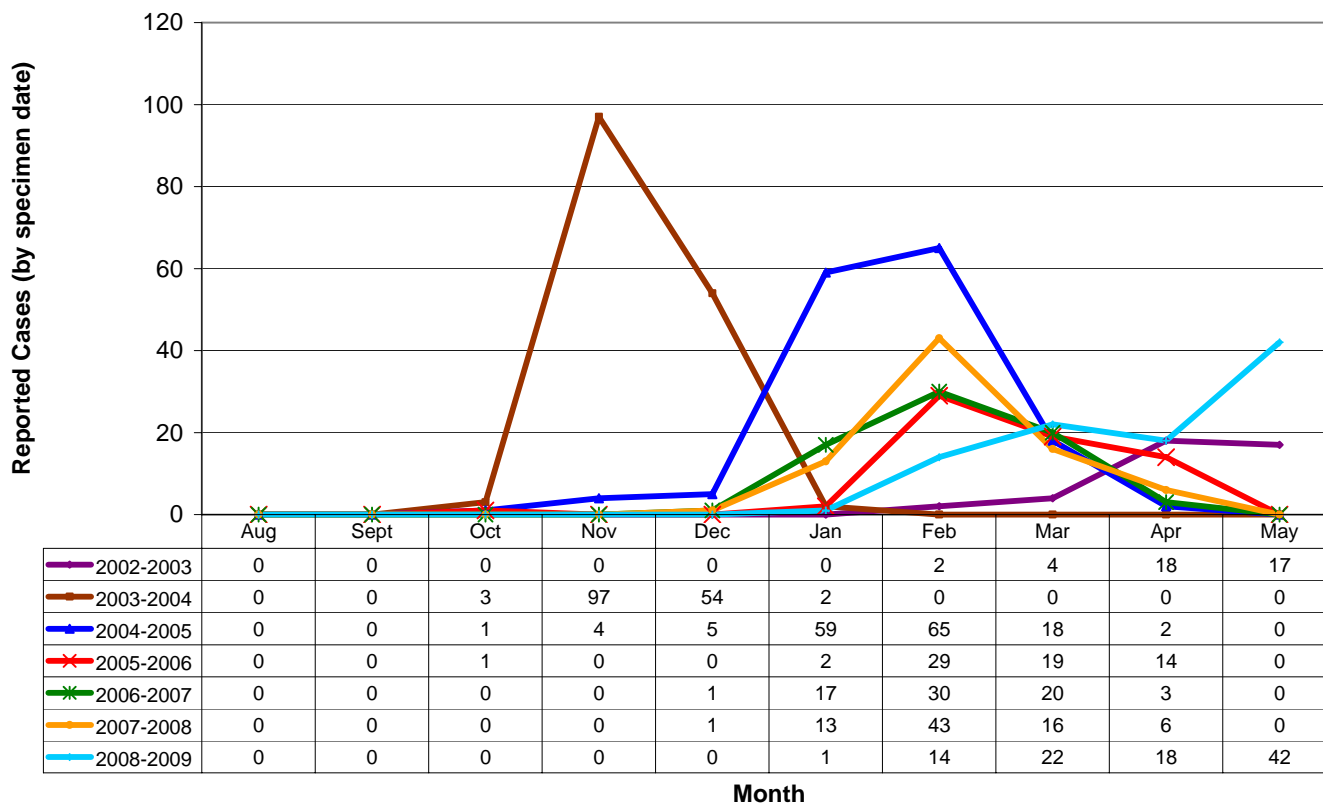


Figure 2: Laboratory-Confirmed Cases of Influenza B, 2002/2003-2008/2009

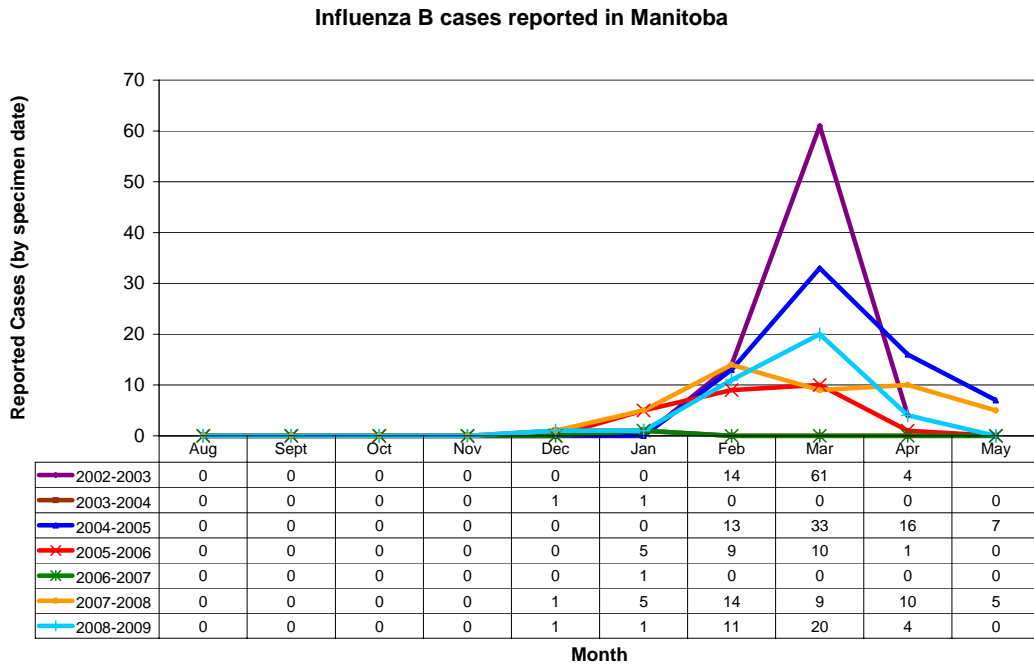
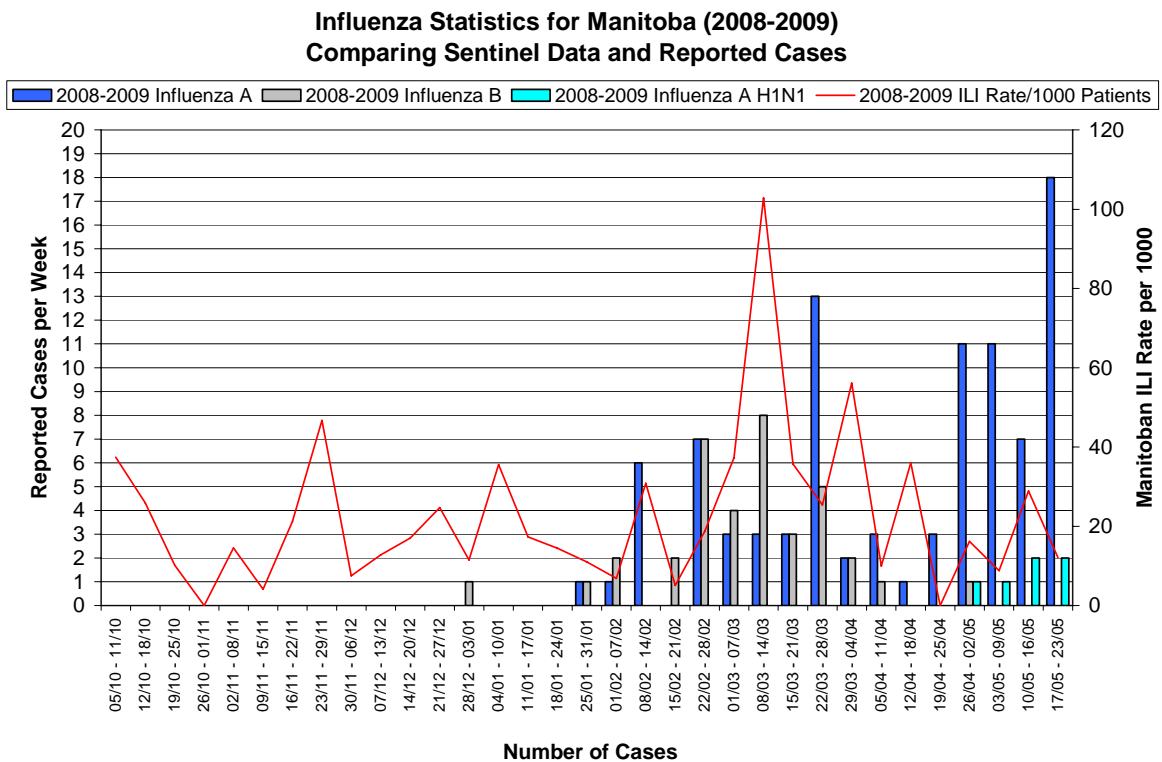


Figure 3: Influenza-Like Illness (ILI) Rate, Number of Influenza A and B Cases by Week of Specimen Collection, 2008/2009 Season by Week



For other CDC Branch reports, please view the Manitoba Health & Healthy Living Internet Website:

<http://www.gov.mb.ca/health/publichealth/cdc/surveillance/index.html>

For national surveillance data, refer to:

<http://www.phac-aspc.gc.ca/fluwatch/index/html>