

Manitoba 

Manitoba Health & Healthy Living

Statistical Update on HIV/AIDS

January 1985 – December 2007

**Communicable Disease
Control Branch
Public Health Division**

MANITOBA HEALTH & HEALTHY LIVING STATISTICAL UPDATE ON HIV 1985 TO 2007

HIV – January 1, 1985 to December 31, 2007

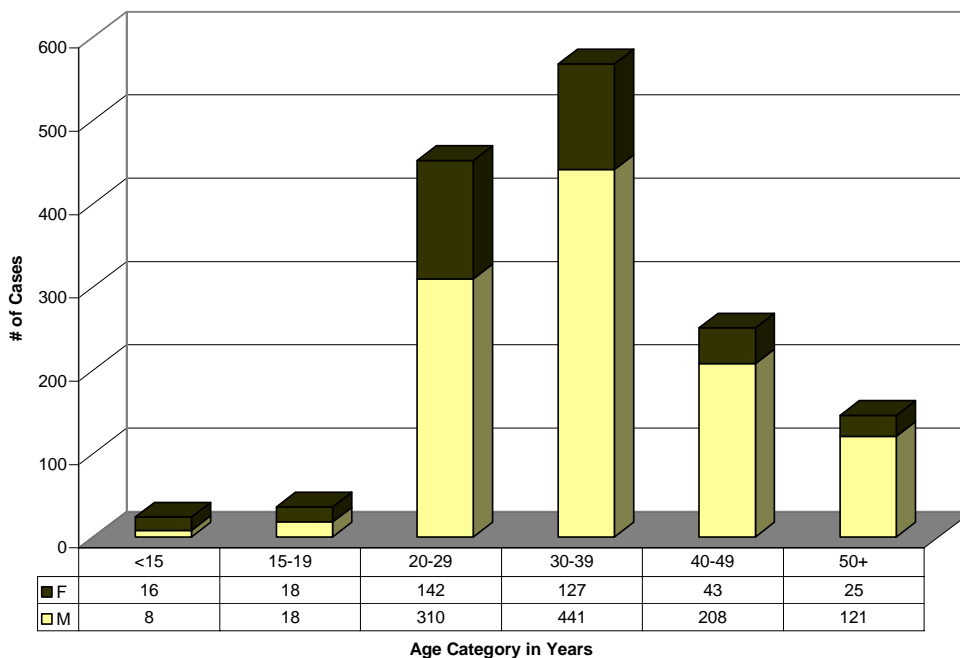
Between January 1, 2007 and December 31, 2007, 82 newly diagnosed cases of HIV were reported in Manitoba; 55 males and 37 females, bringing the total number of cases to 1477 since 1985. While females represent 25% of all HIV cases reported since 1985, comparing the 1985-1995 time period to the 1996-2007 time period, the proportion of newly diagnosed HIV cases that are female has almost quadrupled. Between 1996 and 2007, females accounted for a third of all new HIV cases (327/957), compared to 8% (44/520) between 1985 and 1995. The majority of cases, both male and female, were between the ages of 20 and 39 years.

Table 1.
Annual Number of Individuals Testing HIV Antibody Positive, 1985-2007

Year	Male	Female	Total
1985	3	0	3
1986	70	0	70
1987	50	3	53
1988	37	4	41
1989	57	3	60
1990	40	3	43
1991	33	6	39
1992	39	6	45
1993	55	4	59
1994	50	6	56
1995	42	9	51
1996	37	17	54
1997	59	17	76
1998	53	18	71
1999	51	20	71
2000	38	19	57
2001	39	26	65
2002	41	29	70
2003	69	41	110
2004	63	42	105
2005	74	41	115
2006	51	30	81
2007	55	27	82
Total	1106	371	1477

Figure 1.

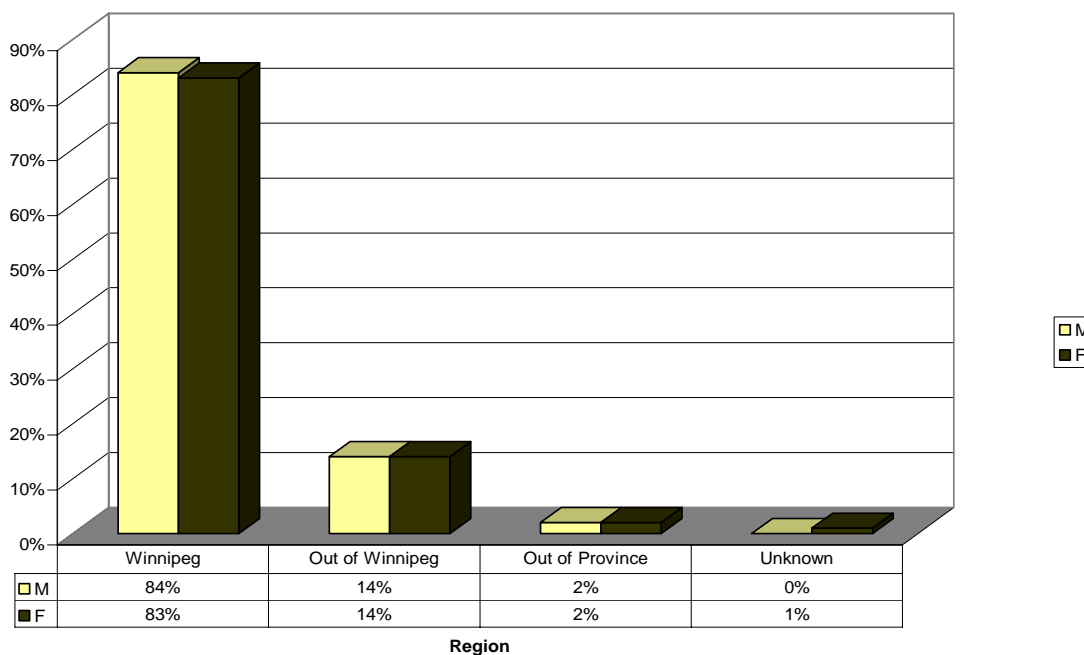
Total Number of Individuals Testing HIV Antibody Positive by Age and Sex in Manitoba, 1985-2007



Between 1985 and December 31, 2007, 84% (1234/1477) of all HIV cases at the time of testing reported being residents of Winnipeg, while 14% (208/1477) of cases resided in Manitoba but outside of Winnipeg. Of the total cases, 2% (33/1477) of individuals were from out of province while <1% (2/1477) of individuals reported missing or unknown geographic information.

Figure 2

Proportion of HIV Positive Infections Identified in Manitoba by Region of Residence and Sex, 1985-2007



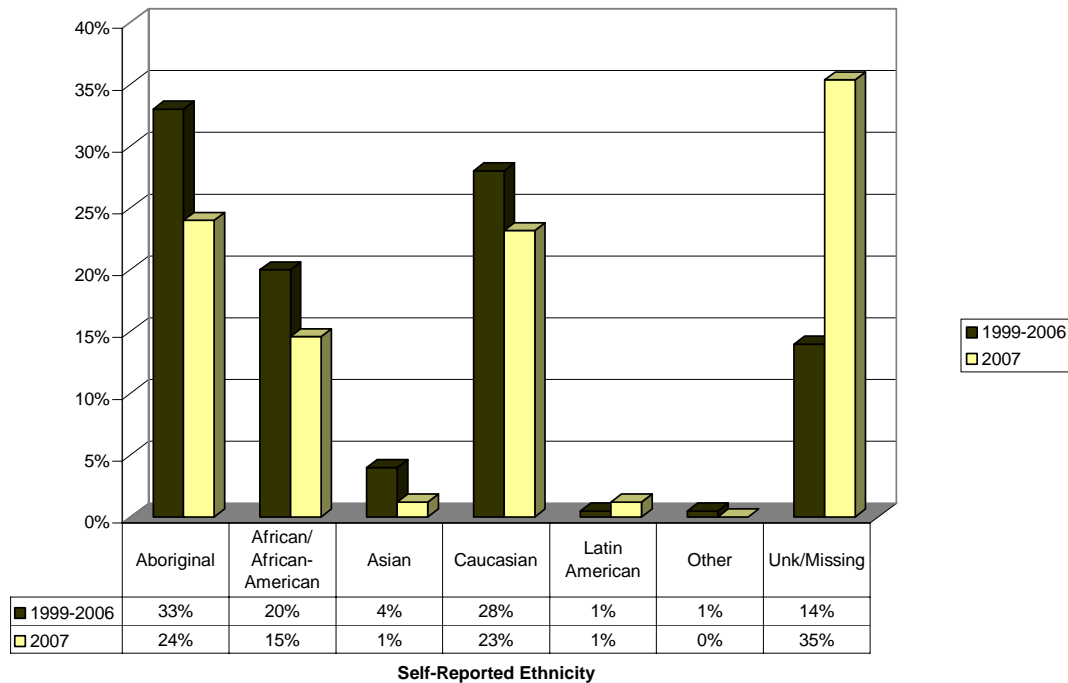
Self-Reported Ethnicity

In 2007, 15% (12/82 cases) of newly diagnosed cases of HIV in Manitoba were self-reported as African/African-American at the time of follow-up, 24% (20/82 cases) were self-reported as Aboriginal and 23% (19/82) were self-reported as Caucasian. The most commonly reported risk factor among self-reported African/African-Americans and Aboriginals was heterosexual activity with person(s) at increased risk of HIV (11/12; 92% and 14/20; 70%, respectively). Among Caucasians, 47% (9/19) reported heterosexual activity with person(s) at increased risk of HIV and 42% (8/19) were MSM¹.

Between January 1999 and December 2007, the majority of new HIV cases self-reported as Aboriginal (242/756 cases; 32%), Caucasian (207/756 cases; 27%) and African/African-Canadian (151/756 cases; 20%). Proportional changes by ethnicity can be seen in the graph below.

Figure 3

Proportion of HIV Positive Cases Identified by Ethnicity in Manitoba, January 1999 to December 2006 and January to December 2007



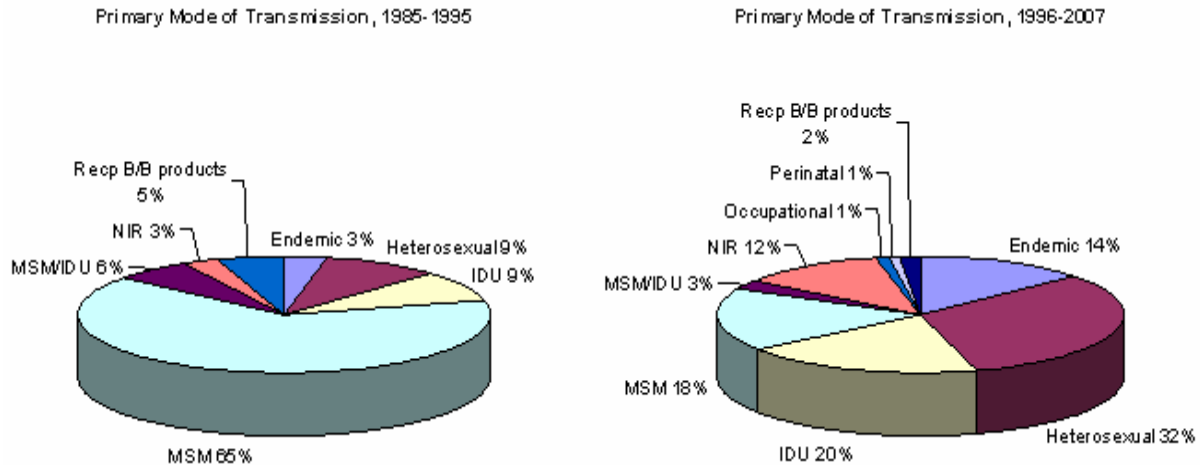
¹ Men who have sex with men.

HIV Exposure Categories

Of the 27 females testing HIV positive between January 1, 2007 - December 31, 2007, the predominant primary exposure category was sex with men who are at an increased risk of HIV (14/27 cases; 52%). Of the 55 males testing HIV positive in the same time period, the predominant primary exposure category was having sex with men at an increased risk of HIV that had no evidence of IDU (22/55; 40%). Note that no identified risk was reported for 37% (10/27) of females and 31% (17/55) of males.

The two pie charts below show reported primary modes of transmission among newly identified HIV cases in Manitoba (1985-1995; 1996-2007).

Figure 4



*Due to the hierarchical assignment of primary mode of transmission, Blood/Blood Product exposures are difficult to verify.

As can be seen, the proportion of MSM without evidence of IDU decreased from 65% (337/520) in the first time period (1985-1995) to 18% (168/957) in the second time period (1996-2007). The largest increases (in terms of raw percentage) between the two time periods were seen in the Heterosexual (+23%), IDU (+11%) and Endemic (+11%) exposure categories. As with ethnicity data, exposure categories are determined by self-report and are subject to the same limitations. Although completion rate for this variable is better than for ethnicity, it is important to note that from January 1985 to December 2007, 9% (130/1477) of positive HIV cases had no identified exposure category.

Women who have sex with women (WSW), while not included as an exposure group, can be identified among the HIV cases. Eight females, all between 1999 and 2004, indicated that they had female partners. All but one indicated a male partner as well as a female partner.

MSM: men having sex with men

IDU: injection drug use

Heterosexual: includes persons reporting heterosexual activity with person(s) at risk of HIV infection

Endemic: includes persons originating from or having traveled from or resided in an HIV-endemic country

Recp B/B products: recipient of blood/blood products

NIR: no identified risk

AIDS – January 1, 1985 to December 31, 2007

Please note that this report describes AIDS cases based on year of diagnosis of their first AIDS defining illness and not the year that the individual was reported to Manitoba Health & Healthy Living as done in previous years.

In 2007, 4 new cases of AIDS were identified; 1 case was female and 3 cases were male. These case reports bring the total number of AIDS cases to 262 since 1985. The number of reported AIDS cases has declined somewhat over recent years, due in part to early diagnosis and improved treatment of individuals with HIV infection. Seventy-four percent of individuals reported with AIDS have died; however, delays in reporting of both cases and deaths make it difficult to determine the actual incidence and mortality rates.

Further description of AIDS cases can be found in Appendix D.

APPENDIX A

Reporting of HIV and AIDS in Manitoba

In Manitoba, the expansion of HIV antibody testing occurred on January 1, 2007 and November 1, 2007 with the introduction of nominal and anonymous testing, respectively, in addition to the existing non-nominal testing option. Expansion of testing options in the province reflects the importance of early detection and demonstrates Manitoba's commitment to reducing the spread of HIV. Information on the three testing methods can be found in the *HIV Antibody Testing Information and Guidelines for Health Practitioners* document located at <http://www.gov.mb.ca/health/publichealth/cdc/surveillance/hivantibodytesting.pdf>.

All confirmatory HIV antibody testing is carried out at Cadham Provincial Laboratory (CPL). Positive test results are subsequently reported to the Director of Communicable Disease Control as required by the *Diseases and Dead Bodies Regulation, Public Health Act*. It has been the practice of the Communicable Disease Control (CDC) Branch to enter case investigation information into the provincial HIV Database after the physician (requesting the test) has verified the test result as a new or existing case. However, there have been delays in the completion of and return of the *Notification of HIV Infection Form* by health care professionals. Consequently, all HIV positive test results are considered new cases unless otherwise advised by the appropriate health care professional. This practice will avoid the underreporting of HIV in Manitoba, although, duplicate cases may be included.

Twice a year, line-listed data from the provincial HIV database are extracted and forwarded to the Centre for Communicable Disease and Infection Control, Public Health Agency of Canada for inclusion within the national report, *HIV and AIDS in Canada*. Although non-nominal, the prescribed patient code is stripped prior to release. Instead, a sequential case number assigned by the database is used to distinguish one case from another.

Provincially, AIDS cases and deaths are reportable by physicians. The national *HIV/AIDS Case Report Form* is used for this purpose. New AIDS cases and deaths are reported to the Director of Communicable Disease Control and subsequently data are electronically forwarded to the Centre for Communicable Disease and Infection Control on a semi-annual basis. The Centre works diligently with other provinces to ensure that there are no duplications in the counting of cases.

The variations seen from previous provincial reports with respect to the number of AIDS cases and deaths may be accounted for by delays in reporting as well as the fact that in Manitoba, the database is updated immediately once surveillance staff are notified that a particular case has been accounted for in another province.

APPENDIX B

CDC Case ID Number _____

Case Lab Req Number _____

Manitoba Health & Healthy Living HIV Case Investigation Form for Nominal & Non-Nominal Positive Cases

DO NOT USE THIS FORM FOR ANONYMOUS TESTING

Specimen Collection Date (YYYY/MM/DD) _____

THIS SECTION TO BE COMPLETED FOR NON-NOMINAL TEST RESULTS ONLY

Non-Nominal Testing

Non-Nominal HIV Code _____ Sex: M F Transgender

OR

Nominal Testing

THIS SECTION TO BE COMPLETED FOR NOMINAL TEST RESULTS ONLY

Surname _____		Given Name _____	
PHIN (9 digits) _____		Sex <input type="checkbox"/> M <input type="checkbox"/> F <input type="checkbox"/> Transgender	
MH Number (6 digits) _____		Birth Date (YYYY/MM/DD) _____	
Street Address _____	City/Town _____	Province _____	Postal Code _____
Alternate Locating Information _____		Telephone (home/work/cell) _____	

Past History (COMPLETE WHEN APPLICABLE)

Previously Tested for HIV Yes No Unk Previously Tested Positive Yes No Unk

Previous Non-nominal Code or Name used for positive HIV test _____ Date of last positive HIV test (YYYY/MM/DD) _____

Date of first positive HIV test (YYYY/MM/DD) _____ Where tested positive (province/country) _____

Previous anti-retroviral therapy Yes No Unk

Previous blood/tissue donation Yes No If Yes, most recent date (YYYY/MM/DD) _____ Hospital or Facility _____

Self-identified Ethnicity (CHECK ONE)

<input type="checkbox"/> Caucasian	<input type="checkbox"/> Aboriginal (specify) _____
<input type="checkbox"/> Black (i.e., African, Haitian, Jamaican, etc.)	<input type="checkbox"/> First Nation on Reserve
<input type="checkbox"/> Asian (i.e., Chinese, Filipino, Japanese, etc.)	<input type="checkbox"/> First Nation off Reserve
<input type="checkbox"/> South Asian (i.e., East Indian, Pakistani, Sri Lankan, etc.)	<input type="checkbox"/> Métis
<input type="checkbox"/> Arab/West Asian (i.e., Armenian, Egyptian, Iranian, etc.)	<input type="checkbox"/> Inuit
<input type="checkbox"/> Latin American	<input type="checkbox"/> Other (specify) _____
	<input type="checkbox"/> Refused to answer

Country of Birth _____

Canada Other (specify) _____ Year of arrival in Canada (YYYY) _____

Risk Factors of Acquisition and Transmission (CHECK ALL THAT APPLY)

Sex with: <input type="checkbox"/> men <input type="checkbox"/> women <input type="checkbox"/> both	<input type="checkbox"/> Prenatal/Pregnant
<input type="checkbox"/> sex with multiple partners	<input type="checkbox"/> vaginal sex <input type="checkbox"/> anal sex <input type="checkbox"/> oral sex
<input type="checkbox"/> sex trade worker	<input type="checkbox"/> injection drug use (IDU)
<input type="checkbox"/> sex with sex trade worker	<input type="checkbox"/> IDU outside Canada (country) _____
<input type="checkbox"/> sex with anonymous partner	<input type="checkbox"/> born to HIV-infected mother
<input type="checkbox"/> sex with bisexual partner	<input type="checkbox"/> recipient of blood/blood products prior to 1985
<input type="checkbox"/> sex with person(s) who use injection drugs	<input type="checkbox"/> recipient of blood/blood products outside Canada (country) _____
<input type="checkbox"/> sex with known/suspected HIV-positive person	<input type="checkbox"/> occupational exposure
<input type="checkbox"/> sex with person from HIV-endemic country (country) _____	<input type="checkbox"/> victim of sexual assault
<input type="checkbox"/> sex outside Canada (country) _____	<input type="checkbox"/> born in a country where HIV is endemic
	<input type="checkbox"/> other _____

Number of sexual contacts in the past year _____ Number of IDU contacts in the past year _____

Date of last sexual exposure (LSE) (YYYY/MM/DD) _____ Date of last IDU exposure (YYYY/MM/DD) _____ N/A

Substance use during LSE (check all that apply): alcohol IDU, (specify): _____ Other, (specify): _____ N/A

In the past year:

- use condoms? always most of the time some of the time never N/A

- share injection equipment? always most of the time some of the time never N/A

Disease Reporting and Clinical Standards Information (CHECK ALL THAT APPLY)

As per Manitoba Health protocol, individuals with HIV should be tested for associated STI and BBP:

Type	Parallel STI Tests Performed on Case	Treatment Given to Case	Date of Treatment (yyyy/mm/dd)
GC	<input type="checkbox"/> Yes <input type="checkbox"/> No <input type="checkbox"/> Refused <input type="checkbox"/> N/A ▶ <input type="checkbox"/> positive <input type="checkbox"/> negative	<input type="checkbox"/> Yes <input type="checkbox"/> No <input type="checkbox"/> Refused <input type="checkbox"/> N/A	_____
CT	<input type="checkbox"/> Yes <input type="checkbox"/> No <input type="checkbox"/> Refused <input type="checkbox"/> N/A ▶ <input type="checkbox"/> positive <input type="checkbox"/> negative	<input type="checkbox"/> Yes <input type="checkbox"/> No <input type="checkbox"/> Refused <input type="checkbox"/> N/A	_____
Syphilis	<input type="checkbox"/> Yes <input type="checkbox"/> No <input type="checkbox"/> Refused <input type="checkbox"/> N/A ▶ <input type="checkbox"/> positive <input type="checkbox"/> negative	<input type="checkbox"/> Yes <input type="checkbox"/> No <input type="checkbox"/> Refused <input type="checkbox"/> N/A	_____
HBV	<input type="checkbox"/> Yes <input type="checkbox"/> No <input type="checkbox"/> Refused <input type="checkbox"/> N/A ▶ <input type="checkbox"/> positive <input type="checkbox"/> negative	<input type="checkbox"/> Yes <input type="checkbox"/> No <input type="checkbox"/> Refused <input type="checkbox"/> immune <input type="checkbox"/> vaccin. _____	_____
HCV	<input type="checkbox"/> Yes <input type="checkbox"/> No <input type="checkbox"/> Refused <input type="checkbox"/> N/A ▶ <input type="checkbox"/> positive <input type="checkbox"/> negative <input type="checkbox"/> indetermin. <input type="checkbox"/> Yes <input type="checkbox"/> No <input type="checkbox"/> Refused <input type="checkbox"/> N/A		_____

Has the client been informed of HIV Ab test result? Yes No

Has the client been referred to the Manitoba HIV Program and/or HIV specialist or ID physician? Yes No

Has the client been informed of his/her legal obligation to notify current and future contacts of HIV status? Yes No (as per PH Legislation)

Client is aware, that unless stated otherwise, Public Health follow-up will occur? Yes Refuses Follow-up

Number of contacts to be followed by (please complete separate contact notification form for each client): _____

Contact notification to be completed by (Check all that apply): Public Health Health Practitioner Client (refer to HIV Guidelines)

Form completed by _____ Telephone Number _____
(print Practitioner's name)

Signature _____ Form completion date (YYYY/MM/DD) _____

Form completed by _____ Telephone Number _____
(print Public Health staff's name)

Signature _____ Form completion date (YYYY/MM/DD) _____

APPENDIX C HIV Descriptive Tables

NUMBER OF INDIVIDUALS TESTING HIV ANTIBODY POSITIVE IN MANITOBA
BY AGE CATEGORY, SEX AND YEAR OF DIAGNOSIS

Age Category	Sex	2007	2006	1985-2005	1985-2007
<15	M	0	0	8	8
	F	1	2	13	16
15-19	M	1	0	17	18
	F	1	3	14	18
20-29	M	7	9	294	310
	F	9	4	129	142
30-39	M	20	22	399	441
	F	9	17	101	127
40-49	M	15	11	182	208
	F	4	1	38	43
50+	M	12	9	100	121
	F	3	3	19	25
Total	M	55	51	1000	1106
	F	27	30	314	371

NUMBER OF INDIVIDUALS TESTING HIV ANTIBODY POSITIVE IN MANITOBA
BY GEOGRAPHIC RESIDENCE, SEX AND YEAR OF DIAGNOSIS

RHA	Sex	2007	2006	1985-2005	1985-2007
Assiniboine	M	0	0	5	5
	F	0	0	1	1
Brandon	M	0	1	21	22
	F	1	1	2	4
Burntwood	M	1	1	13	15
	F	0	2	7	9
Central	M	2	3	38	43
	F	0	0	15	15
Interlake	M	5	1	31	37
	F	0	1	6	7
Norman	M	0	0	5	5
	F	0	0	1	1
North Eastman	M	2	0	21	23
	F	0	0	8	8
Parkland	M	0	1	4	5
	F	2	1	2	5
South Eastman	M	0	0	2	2
	F	0	0	1	1
Winnipeg	M	44	44	837	925
	F	23	25	261	309
Non-Resident	M	1	0	23	24
	F	1	0	8	9
Unknown	M	0	0	0	0
	F	0	0	2	2
Total	M	55	51	1000	1106
	F	27	30	314	371

NUMBER OF INDIVIDUALS TESTING HIV ANTIBODY POSITIVE IN MANITOBA
BY SELF-REPORTED ETHNICITY AND YEAR OF DIAGNOSIS

Ethnic Category	2007	2006	1985-2005	1985-2007
Aboriginal	20	20	203	243
African/African-American	12	21	119	152
Asian	1	3	22	26
Caucasian	19	23	175	217
Latin American	1	0	1	2
Other	0	2	3	5
Unknown/Missing	29	12	791	832
Total	82	81	1314	1477

NUMBER OF INDIVIDUALS TESTING HIV ANTIBODY POSITIVE IN MANITOBA BY PRIMARY MODE OF
TRANSMISSION, SEX AND YEAR OF DIAGNOSIS

Mode	Sex	2007	2006	1985-2005	1985-2007
MSM	M	9	19	477	505
MSM/IDU	M	1	0	55	56
IDU	M	6	3	133	142
	F	3	1	87	91
Heterosexual	M	22	15	176	213
	F	14	10	119	143
Endemic	M	0	7	64	71
	F	0	13	67	80
Recp B/B products	M	0	0	30	30
	F	0	0	12	12
Perinatal	M	0	0	2	2
	F	0	0	1	1
Occupational	M	0	0	1	1
NIR	M	17	7	62	86
	F	10	6	28	44
Total	M	55	51	1000	1106
	F	27	30	314	371

MSM: men having sex with men

IDU: injection drug use

Heterosexual: includes persons reporting heterosexual activity with person(s) at risk of HIV infection

Endemic: includes persons originating from or having traveled from or resided in an HIV-endemic country

Recp B/B products: recipient of blood/blood products

NIR: no identified risk

APPENDIX D AIDS Descriptive Tables

NUMBER OF REPORTED AIDS CASES AND DEATHS IN
MANITOBA BY YEAR OF DIAGNOSIS

Year	Cases Reported	Deaths Reported
1985	1	1
1986	13	13
1987	9	9
1988	5	5
1989	16	13
1990	10	10
1991	26	21
1992	15	13
1993	15	13
1994	16	12
1995	15	12
1996	15	9
1997	4	3
1998	10	7
1999	12	9
2000	9	9
2001	9	6
2002	12	5
2003	16	8
2004	9	4
2005	8	4
2006	13	7
2007	4	2
Total	262	195

NUMBER OF REPORTED AIDS CASES IN MANITOBA BY AGE CATEGORY,
SEX AND YEAR OF DIAGNOSIS

Age Category	Sex	2007	2006	1985-2005	1985-2007
<15	M	0	0	2	2
	F	0	1	1	2
15-19	M	0	0	1	1
20-29	M	0	1	33	34
	F	0	0	6	6
30-39	M	1	3	100	104
	F	0	6	12	18
40-49	M	2	0	47	49
	F	1	1	9	11
50+	M	0	0	31	31
	F	0	1	3	4
Total	M	3	4	214	221
	F	1	9	31	41

NUMBER OF REPORTED AIDS CASES IN MANITOBA BY GEOGRAPHIC RESIDENCE,
SEX AND YEAR OF DIAGNOSIS

RHA	Sex	2007	2006	1985-2005	1985-2007
Assiniboine	M	0	0	3	3
Brandon	M	0	1	4	5
Burntwood and Churchill	M	0	0	1	1
	F	0	0	3	3
Interlake	M	0	0	4	4
Norman	M	0	0	2	2
North Eastman	F	0	0	1	1
Parkland	M	0	0	3	3
	F	0	0	1	1
South Eastman	M	0	0	1	1
Winnipeg	M	3	3	193	199
	F	1	9	26	36
Non Resident	M	0	0	3	3
Total	M	3	4	214	221
	F	1	9	31	41

NUMBER OF REPORTED AIDS CASES IN MANITOBA BY PRIMARY MODE OF TRANSMISSION,
SEX AND YEAR OF DIAGNOSIS

Mode	Sex	2007	2006	1985-2005	1985-2007
MSM	M	1	2	137	140
MSM/IDU	M	0	0	10	10
IDU	M	1	1	18	20
	F	0	3	8	11
Heterosexual	M	0	0	27	27
	F	0	3	14	17
Endemic	M	0	0	3	3
	F	1	3	6	10
Perinatal	M	0	0	1	1
	F	0	0	1	1
Recp B/B products	M	0	0	15	15
	F	0	0	2	2
NIR	M	1	1	3	5
Total	M	3	4	214	221
	F	1	9	31	41

MSM: men having sex with men

IDU: injection drug use

Heterosexual: includes persons reporting heterosexual activity with person(s) at risk of HIV infection

Endemic: includes persons originating from or having traveled from or resided in an HIV-endemic country

Recp B/B products: recipient of blood/blood products

NIR: no identified risk